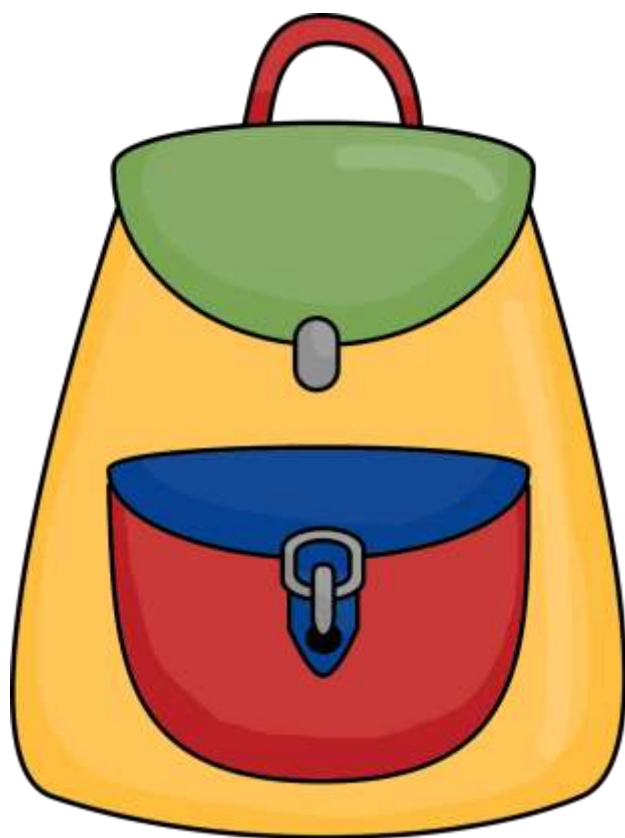


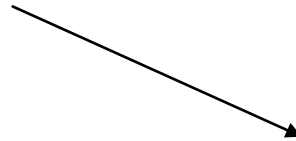
Positional Words Backpack Hunt



By Deedee Wills
Clipart by Scrappin Doodles
www.mrswillskindergarten.com

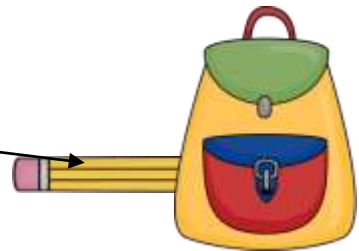
Look under the _____

under



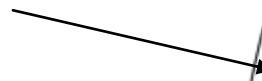
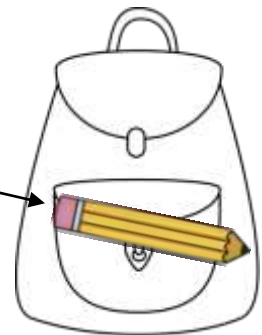
Look behind the _____

behind



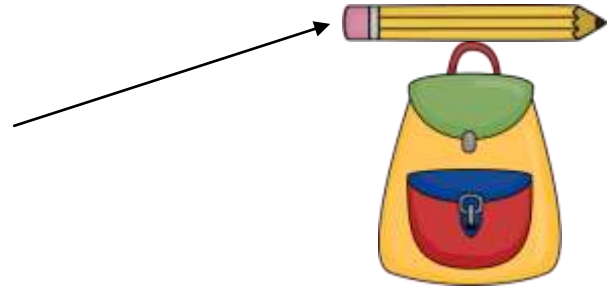
Look inside the _____

inside



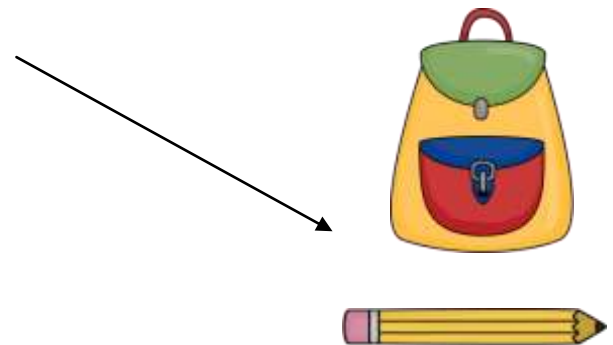
Look on **top** of the _____

top



Look **below** the _____

below



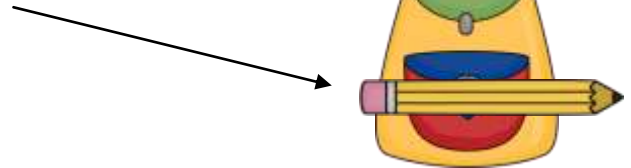
Look to the **right** of the _____

right



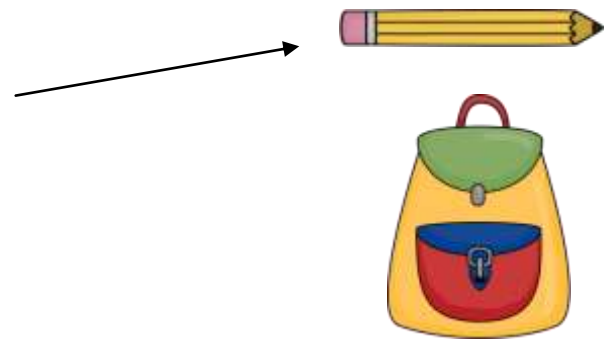
Look in front of the _____

front



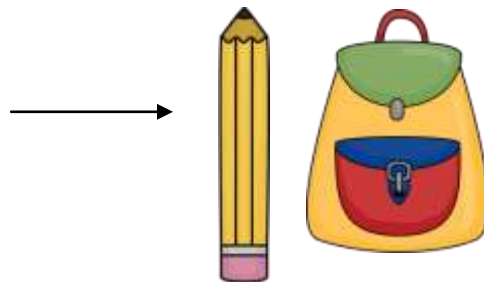
Look above the _____

above



Look to the left of the _____

left



Name: _____

Today I went on a scavenger hunt for my backpack.

Here is where I found it.



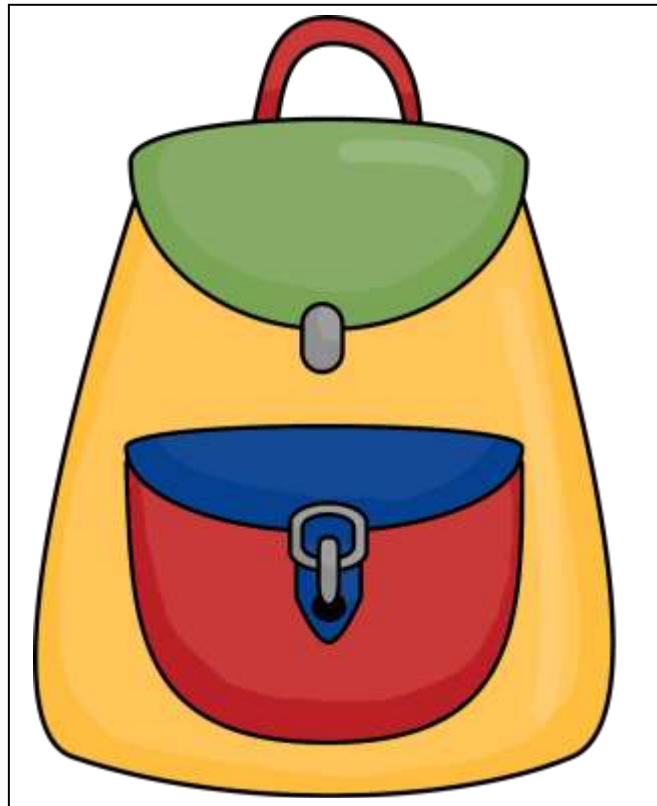
Draw a picture of where you found it.

Write about where you found it.

Directions:

Hide the backpack card in your class. Use the positional cards to make a scavenger hunt that leads to the backpack (one clue card will lead to another). You will want to write in the clues. "Look to the right of the closet". If you have your classroom labeled this will work well.

Students may write about where they found the back pack.



I hope you like your FREEBIE. If you do, please consider rating my product. I LOVE feedback!!!

If you have any questions or problems, please email me. I want you to be 100% thrilled with everything you download from me... even FREE ones!!! 😊

Deedee Wills

www.mrswillskindergarten.com

dwill@owensville.k12.mo.us

www.mrswillskindergarten.com 2011